

# Trafford's Climate Emergency: Strategies and Setbacks in the Race to 2038

Cllr Dr Shengke Zhi


[Shengke.Zhi@trafford.gov.uk](mailto:Shengke.Zhi@trafford.gov.uk)

Shadow Executive for Climate Change

Trafford Metropolitan Borough Council

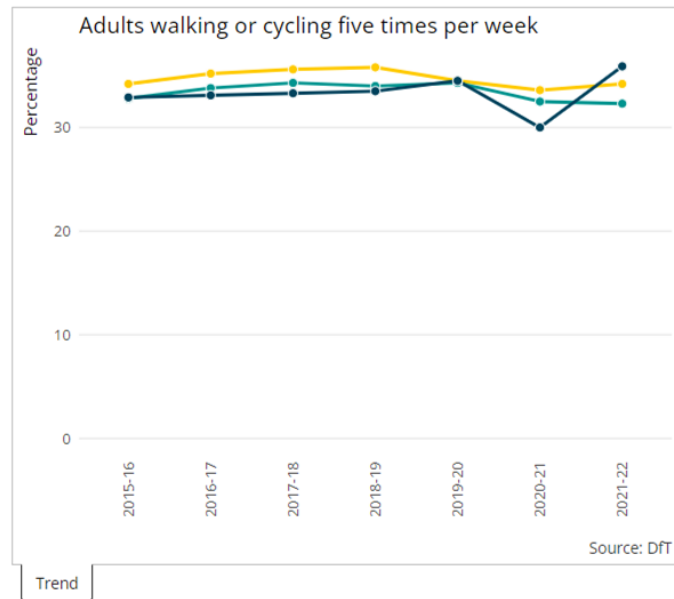


# Trafford declared Climate Emergency in 2018



# What have Trafford Labours done?

## Adults walking or cycling



### ▼ Further information

Proportion of adults who do any walking or cycling, for any purpose, five times per week

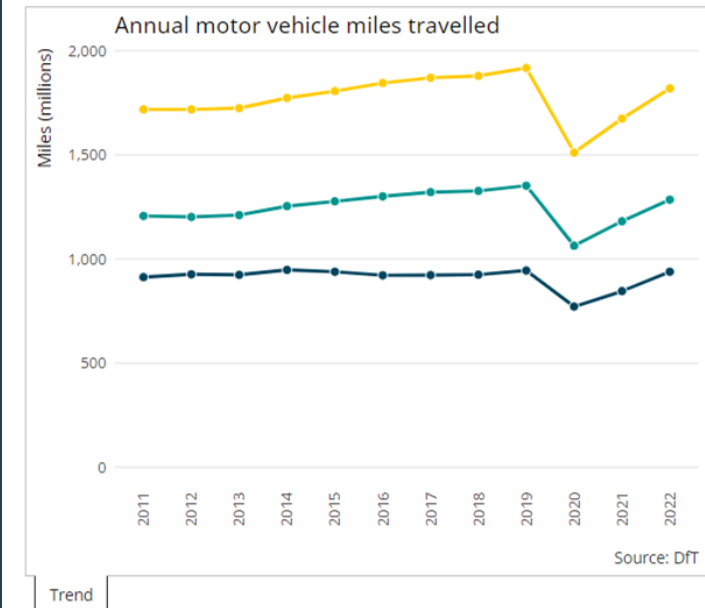
Note: the following links open in a new window.

Source: Dataset CW0301: [Proportion of adults who do any walking or cycling, for any purpose, by frequency and local authority: England](#) from [Department for Transport](#).

Further information regarding this dataset can be found in [Walking and cycling statistics: notes and definitions](#)

Data for Trafford compared to the average of 15 similar authorities as defined by the Chartered Institute of Public Finance and Accountancy (CIPFA) in their [nearest neighbours model](#) from 2021.

## Vehicle miles



### ▼ Further information

Vehicle miles travelled (all motor vehicle types)

Note: the following links open in a new window.

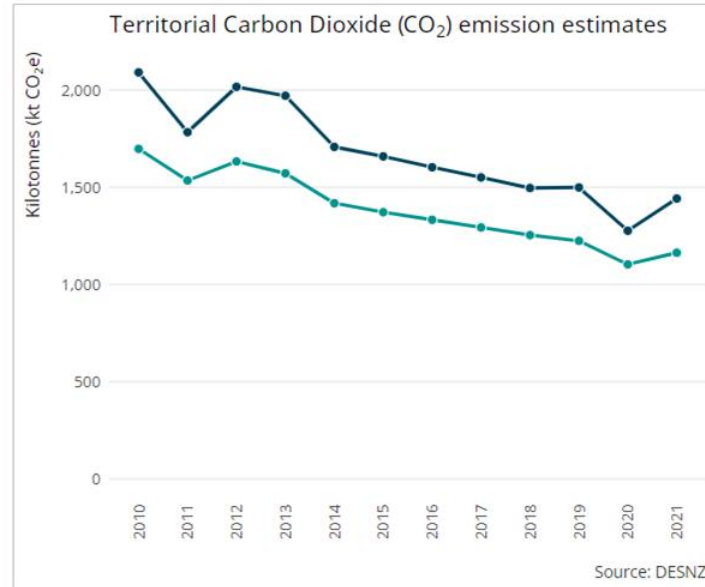
Source: Dataset TRA8901: [Motor vehicle traffic \(vehicle miles\) by local authority in Great Britain](#) from [Department for Transport](#).

England LA Average comparator is the mean value of the estimated miles travelled attributed to each Local Authority in England, provided within the source dataset.

Data for Trafford compared to the average of 15 similar authorities as defined by the Chartered Institute of Public Finance and Accountancy (CIPFA) in their [nearest neighbours model](#) from 2021.

# Why Trafford Labour failed?

## Borough CO<sub>2</sub> emissions



Trend

### ▼ Further information

#### Borough wide (territorial) CO<sub>2</sub> emissions estimates

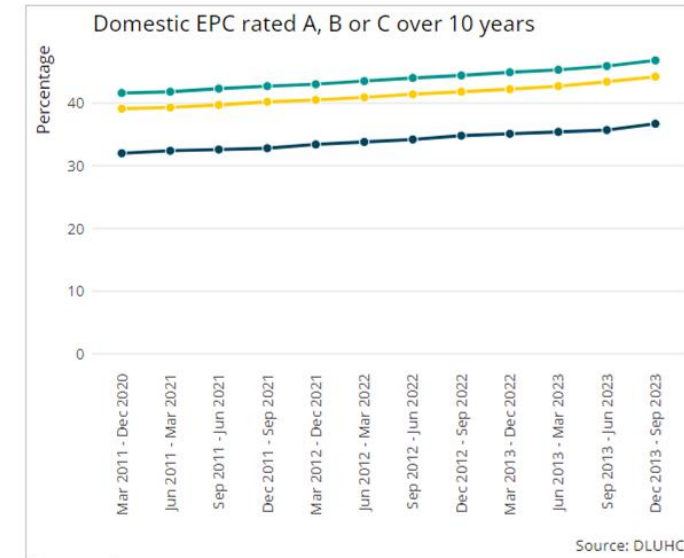
Estimates of CO<sub>2</sub> emissions within Local Authority borders.

Note: the following links open in a new window.

Source: [2005 to 2021 UK local and regional greenhouse gas emissions – data tables \(Excel\) \(updated 6 July 2023\)](#) from [Department for Energy Security and Net Zero](#).

Data for Trafford compared to the average of 15 similar authorities as defined by the Chartered Institute of Public Finance and Accountancy (CIPFA) in their [nearest neighbours model](#) from 2021.

## Domestic EPC



Trend

### ▼ Further information

#### Proportion of registered domestic Energy Performance Certificates rated A, B or C over 10 year periods

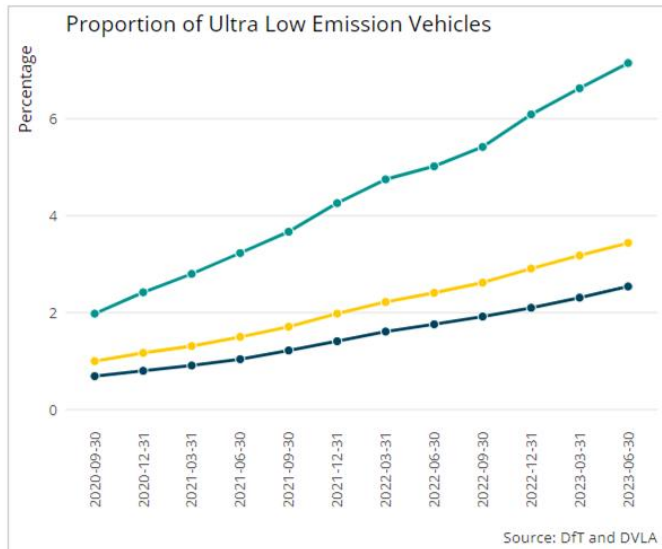
Note: the following links open in a new window.

Source: Dataset Table D1: [domestic Energy Performance Certificates for all dwellings by energy efficiency rating](#) from [Department for Levelling Up, Housing & Communities \(DLUHC\)](#).

Data for Trafford compared to the average of 15 similar authorities as defined by the Chartered Institute of Public Finance and Accountancy (CIPFA) in their [nearest neighbours model](#) from 2021.

# Why Trafford Labour failed?

## Licensed vehicles: ULEV



Trend

### Further information

#### Licensed ultra low emission vehicles (ULEV)

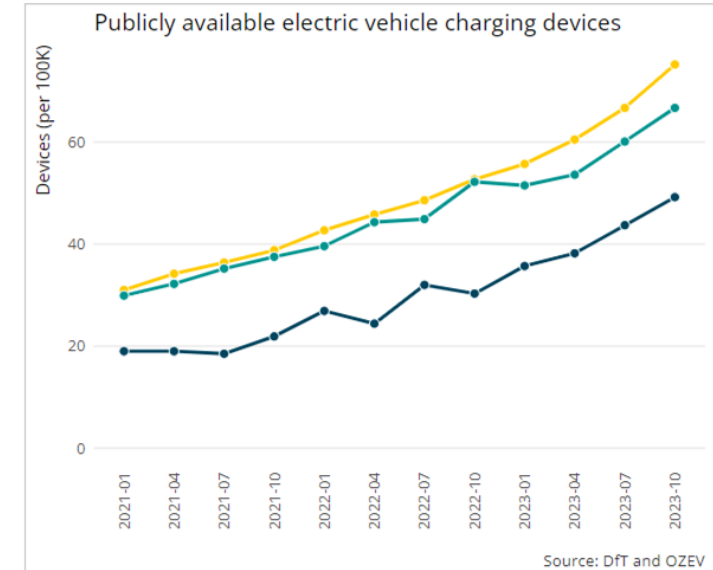
As a percentage of all licensed vehicles.

Note: the following links open in a new window.

Source: Dataset VEH0132: [Licensed ultra low emission vehicles by local authority, United Kingdom](#) from [Department for Transport and Driver and Vehicle Licensing Agency](#).

Data for Trafford compared to the average of 15 similar authorities as defined by the Chartered Institute of Public Finance and Accountancy (CIPFA) in their [nearest neighbours model](#) from 2021.

## Electric vehicle charging



Trend

### Further information

#### Publicly available electric vehicle charging devices at all speeds by local authority

Note: the following links open in a new window.

Source: [Electric vehicle charging device statistics: October 2023 tables](#) from [Department for Transport and Office for Zero Emission Vehicles](#).

Data for Trafford compared to the average of 15 similar authorities as defined by the Chartered Institute of Public Finance and Accountancy (CIPFA) in their [nearest neighbours model](#) from 2021.

# What is Trafford Conservative Plan?

- Trafford Park
- Retrofit programme and brownfield development
  - Preserve the green belt
  - Improve existing residential buildings' energy efficiency
  - Lower energy bills for residents
- Expansion of EV charging facilities
- Improving all road conditions to ensure safe travel for motorists, cyclists and pedestrians

